








These are the topics and areas of the school curriculum that the children in Nursery will be studying this half term. As you can see there are key learning intentions for each area and some ideas for ways in which you could help support this learning at home. If you have any further questions about what is going on in our lessons, then please call in at the end of the school day and find out more.

Communication and Language	Personal, Social and Emotional Development	Physical Development
<p>Daily story time Nursery Rhymes / Poems</p> <p>Reading Spine: All Are Welcome Peep Colour Monster Gruffalo</p>	<p>All About Me</p> <p>Getting to know each other</p>	<p>Gross Motor Movement and Balance</p> <p>Fine Motor One handed tools Eating independently</p>
		
<p>In School:</p> <p>The children will:</p> <ul style="list-style-type: none"> - Enjoy listening to longer stories. - They develop social phrases to help them interact. - They learn to recite several nursery rhymes. - They are given daily opportunities to engage with texts. - Understand a question or instruction that has two parts, such as: "Get your coat and wait at the door". 	<p>In School:</p> <p>The children will:</p> <ul style="list-style-type: none"> - Settling in – building relationships with peers and with staff. - Learn to manage own feelings when separating from care givers. - Learn and follow boundaries and nursery rules. - Select and use activities and resources, with help when needed. 	<p>In School:</p> <p>The children will:</p> <ul style="list-style-type: none"> - Continue to develop their movement, balancing, riding (scooters, trikes and bikes) and ball skills. - Go up steps and stairs, or climb up apparatus, using alternate feet. - Use one-handed tools and equipment, for example, making snips in paper with scissors. - Start eating independently and learning how to use a knife and fork
<p>At Home:</p> <ul style="list-style-type: none"> - Read stories - Sing nursery rhymes - Get your child to help around the house using questions or instructions. 	<p>At Home:</p> <ul style="list-style-type: none"> - Discuss with your child how all emotions are valid and respected. - Look at transition booklet/dojo page to become familiar with staff in the room. 	<p>At Home:</p> <ul style="list-style-type: none"> - Visit the local park to help revise and refine movements such as running, walking and climbing. - Play on trikes, bikes and scooters if you have them. - Drawing with pencils on paper. - Draw outside using chalk or paintbrushes and water. - Encourage your child to use a knife and fork during meal times.

Literacy	Mathematics	Understanding the World	Expressive Arts and Design
<p>Talk for Writing: We're going on a Bear Hunt</p> <p>Read Write Inc Read single-letter Set 1 sounds (first 5)</p>	<p>Counting Numbers to 5</p> <p>Patterns Identifying Patterns</p>	<p>All about Me Me and my family</p> <p>Materials Similar properties</p> <p>ICT How things work</p> <p>Autumn What can we see?</p>	<p>Autumn music</p> <p>All About me Self Portraits Home Role Play</p>
			
<p>In School:</p>	<p>In School:</p>	<p>In School:</p>	<p>In School:</p>
<p>The children will:</p> <ul style="list-style-type: none"> - Understand that print has meaning. - Develop their phonological awareness, so that they can spot and suggest rhymes. <ul style="list-style-type: none"> - Begin to engage in conversation about stories. 	<p>The children will:</p> <ul style="list-style-type: none"> - Recite numbers to 5. - Talk about and identify the patterns around them. For example: stripes on clothes, designs on rugs and wallpaper. 	<p>The children will:</p> <ul style="list-style-type: none"> - Begin to make sense of their own life-story and family's history. - Continue developing positive attitudes about the differences between people. - Explore how things work. - Explore collections of materials with similar and/or different properties. - Talk about what they see, using a wide vocabulary. 	<p>The children will:</p> <ul style="list-style-type: none"> - Creating sounds using instruments. - Take part in simple pretend play, using an object to represent different things. - Begin to remember and sing entire songs. - Create marks using paint.
<p>At Home:</p>	<p>At Home:</p>	<p>At Home:</p>	<p>At Home:</p>
<ul style="list-style-type: none"> - Encourage the children to retell the story of 'We're going on a bear hunt'. - Sing nursery rhymes. - Practice the formation of new letter sounds 	<ul style="list-style-type: none"> - Count to 5 with your child. - Point out patterns within the environment and home. 	<ul style="list-style-type: none"> - Talk about your immediate and extended family. - Discuss special occasions that you celebrate as a family. - When walking around the local area discuss the different things that you can see and changes that are happening such as leaves falling from the trees. 	<ul style="list-style-type: none"> - Create sound using everyday objects such as wooden spoons and pans. - Sing nursery rhymes. - Identifying sounds you can hear in the local area such as, rustling leaves, birds, cars.