
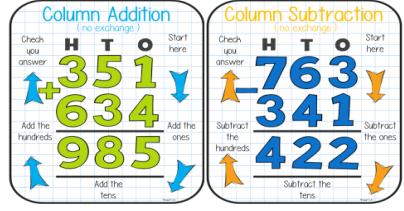
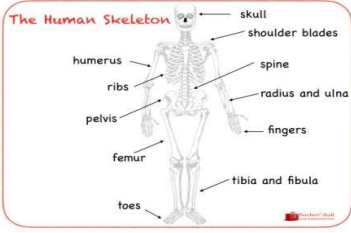











These are the topics and areas of the school curriculum that the children in Year 3 will be studying this term. As you can see there are the key learning intentions (What the children will know and be able to do) for each area and some ideas for ways in which you could help support this learning at home. If you have any further questions about what is going on in our lessons, then please call in at the end of the school day and find out more.

English	Maths	Science	ICT & Computing	Art & Design	Modern Foreign Languages
<p><b>Talk For Writing (TFW) /Comprehension</b></p>	<p><b>Maths Mastery</b></p>	<p><b>Animals Including Humans</b></p>	<p><b>Coding, online safety &amp; spreadsheets</b></p>	<p><b>Working with shape and colour/ sketching skills</b></p>	<p><b>Spanish - greetings, colours, numbers and classroom commands</b></p>
					
<p><b>In School:</b></p>	<p><b>In School:</b></p>	<p><b>In School:</b></p>	<p><b>In School:</b></p>	<p><b>In School:</b></p>	<p><b>In School:</b></p>
<ul style="list-style-type: none"> <li>Listening to and discussing a wide range of fiction, poetry, plays, non-fiction and reference books or textbooks.</li> <li>Checking that the text makes sense to them, discussing their understanding and explaining the meaning of words in context.</li> <li>Use TFW process to plan and write both fiction and non-fiction.</li> <li>Discussing writing similar to that which they are planning to write in order to understand and learn from its structure, vocabulary and grammar.</li> </ul>	<ul style="list-style-type: none"> <li>Compare and order numbers up to 1000.</li> <li>Add and subtract numbers with up to three digits, using formal written methods of columnar addition and subtraction..</li> <li>Recall and use multiplication and division facts for the 3, 4 and 8 multiplication tables.</li> <li>Calculate mathematical statements for multiplication and division using the multiplication tables that they know</li> </ul>	<ul style="list-style-type: none"> <li>I can name some bones that make up their skeleton giving examples that support, help them move or provide protection.</li> <li>I can describe how muscles and joints help me to move.</li> <li>I can name the nutrients found in food.</li> <li>I can state that to be healthy we need to eat the right types of food to give us the correct amount of these nutrients</li> </ul>	<ul style="list-style-type: none"> <li>I can explain that the micro:bit is a tiny computer and can code the micro:bit to make different outputs happen depending on different inputs.</li> <li>I understand what makes a good password for use on the Internet. I am beginning to realise the outcomes of not keeping passwords safe.</li> <li>I can use the correct terminology for a spreadsheet program and can create a table of data on a spreadsheet. I can use a spreadsheet program to automatically create charts and graphs from data</li> </ul>	<ul style="list-style-type: none"> <li>I understand that we can be inspired by key artworks and make our own work in creative response.</li> <li>I can arrange shapes to create exciting compositions.</li> <li>I can build up imagery through layering shapes.</li> <li>I can develop my observational drawing skills by using continuous line drawing, backwards/forwards drawing</li> </ul>	<ul style="list-style-type: none"> <li>I can say and write a greeting and farewell in Spanish.</li> <li>I can say the days of the week and the months of the year in Spanish.</li> <li>I know how to count to 30 in Spanish.</li> <li>I can ask and respond to some simple classroom commands in Spanish</li> <li>I can begin to write simple words and phrases in Spanish.</li> </ul>
<p><b>At Home:</b></p>	<p><b>At Home:</b></p>	<p><b>At Home:</b></p>	<p><b>At Home:</b></p>	<p><b>At Home:</b></p>	<p><b>At Home:</b></p>
<p>Read regularly to and with the children and ask questions about what they have read.</p>	<p>If you have a PC, smartphone or tablet then the children have a username and password for a game called TT Rockstars. This will give then regular practice of their times tables, little and often is best!</p>	<p>Take the time to read some of the nutrition information on the labels of the food you buy, especially food such as cereal and bread and discuss what it means for a healthy diet.</p>	<p>If you have a PC or tablet there are lots of programming or coding Apps and tools. Ask your child to show you how they work.</p>	<p>Allow the children opportunities at home to draw and create collages from pictures in books and online but also and most especially from their own imagination.</p>	<p>Ask your child to talk to you about and talk to you in the Spanish that they are learning. Encourage them to listen to the many songs available online to help them to learn the key vocabulary.</p>
<p><b>History</b></p>	<p><b>Music</b></p>	<p><b>Religious Education</b></p>	<p><b>Physical Education</b></p>	<p><b>Design &amp; Technology</b></p>	<p><b>PSHE</b></p>
<p><b>Ancient Egypt</b></p>	<p><b>Charanga Singing Topic</b></p>	<p><b>Believing</b></p>	<p><b>Swimming &amp; Agility/Coordination</b></p>	<p><b>Shell Structures/ healthy cooking</b></p>	<p><b>British Values, computer safety &amp; Looking after our world</b></p>
					
<p><b>In School:</b></p>	<p><b>In School:</b></p>	<p><b>In School:</b></p>	<p><b>In School:</b></p>	<p><b>In School:</b></p>	<p><b>In School:</b></p>
<ul style="list-style-type: none"> <li>I can find out about ancient Egyptian life by looking at artefacts.</li> <li>I can understand what was important to people during ancient Egyptian times.</li> <li>I can understand and explain the ancient Egyptian ritual of mummification.</li> <li>Through studying Tutankhamun, I can understand how evidence can give us different answers about the past.</li> </ul>	<ul style="list-style-type: none"> <li>I can sing a range of songs from memory</li> <li>I can use my voice with confidence and have vocal accuracy.</li> <li>I can explore and explain my own ideas and feelings about music using expressive language and musical vocabulary.</li> <li>I can listen to a range of live and recorded music from different times and cultures and explain how this music makes me feel.</li> </ul>	<ul style="list-style-type: none"> <li>I understand how family life and festivals eg. Hanukah show what matters to Jewish People</li> <li>I understand what Christian people believe about God.</li> <li>I understand what Hindus believe about God.</li> </ul>	<ul style="list-style-type: none"> <li>I know how to behave safely around and in the swimming pool.</li> <li>I can enter the water in a variety of ways</li> <li>I can tread water using hands and feet for a minimum of 30 seconds</li> <li>I can ( pencil jump/star jump)</li> <li>I can perform a variety of movements and skills with good body tension. I can link actions together so that they flow in running, jumping and throwing activities</li> </ul>	<ul style="list-style-type: none"> <li>I can carry out research into user needs and existing shell structures.</li> <li>I can design, make and evaluate my own shell structure.</li> <li>I can develop sensory vocabulary /knowledge using, smell, taste, texture and feel.</li> <li>I can follow instructions /recipes.</li> <li>I can make healthy eating choices – using the Eatwell plate</li> </ul>	<ul style="list-style-type: none"> <li>I can describe the fundamental British values of democracy, individual liberty, the rule of law, and respect and tolerance.</li> <li>I can describe how life in England can be different to life in other countries.</li> <li>I can identify possible dangers and consequences of talking to strangers online and I know how to keep safe in online chatrooms</li> <li>I can explain the meaning of reduce, reuse, and recycle and can recognise how we can help look after our planet</li> </ul>
<p><b>At Home:</b></p>	<p><b>At Home:</b></p>	<p><b>At Home:</b></p>	<p><b>At Home:</b></p>	<p><b>At Home:</b></p>	<p><b>At Home:</b></p>
<p>Visit the Library or use the Internet to research the Ancient Egyptians. The BBC website is very good as are the Horrible Histories films.</p>	<p>Listen to and sing along to music whenever possible and encourage the children to have favourites.</p>	<p>Discuss family celebrations that take place at Christmas and compare these with what the children have learned about Jewish celebrations</p>	<p>Encourage the children to engage in opportunities for outdoor play.</p>	<p>Have a copy of the Eatwell plate displayed at home and at meal times compare the choices the children make with the plate.</p>	<p>Talk about the importance of kindness and cooperation with the people around us and how this helps to keep people safe and happy.</p>