
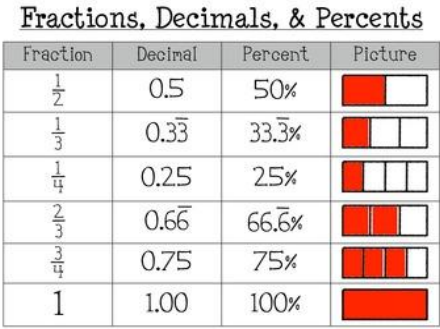
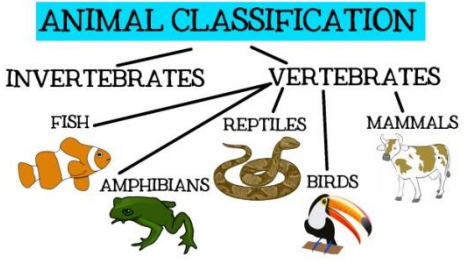











These are the topics and areas of the school curriculum that the children in Year 6 will be studying this term. As you can see there are the key learning intentions (What the children will know and be able to do) for each area and some ideas for ways in which you could help support this learning at home. If you have any further questions about what is going on in our lessons, then please call in at the end of the school day and find out more.

English	Maths	Science	ICT & Computing	Art & Design	Modern Foreign Languages
<i>The Battle for Equality</i>	<i>Maths Mastery</i>	<i>Animals in their Habitats</i>	<i>We are App Developers</i>	<i>Great Artist Study: Giacometti</i>	<i>Spanish</i>
					
In School:	In School:	In School:	In School:	In School:	In School:
Explain and discuss their understanding of what they have read, including through formal presentations and debates, maintaining a focus on the topic and using notes where necessary	Recall and use equivalences between simple fractions, decimals and percentages, including in different contexts.	Living things can be grouped into micro-organisms, plants and animals. Vertebrates can be grouped as fish, amphibians, reptiles, birds and mammals.	I can select, use and combine a variety of software to design and create a range of content that accomplish given goals.	Explore the roles and purposes of artists, working in different times. Plan a sculpture through drawing and other preparatory work. Develop skills in using clay including slabs, coils, slips, etc.	I can say the months of the year in Spanish. I can talk about the seasons in Spanish I can start to discuss the weather.
At Home:	At Home:	At Home:	At Home:	At Home:	At Home:
Ask the children to retell the story of the Tin Forest. Watch the animation of the story on the internet and, with the sound off, ask the children to narrate the story to you.	If you have a PC, smartphone or tablet then the children have a username and password for a game called TT Rockstars. This will give them regular practice of their times tables, little and often is best!	As your child to decide which animal is their favourite and use the Library of the internet to find out more information.	If you have a PC there are lots of coding activities available. In school we use Scratch and App Inventor from MIT and this is a free download. Let your child show you what to do.	Discuss our whole school art project with your child and check the class webpage for pictures of our finished artwork.	Ask your child to talk to you about and talk to you in the Spanish that they are learning. Encourage them to listen to the many songs and short film available to help them to learn the key vocabulary.
Geography	Music	Religious Education	Physical Education	Design & Technology	PSHE
<i>River Study</i>	<i>Philharmonic- Sound Values</i>	<i>A day in the life of a Hindu</i>	<i>Gymnastics & Games</i>	<i>Meal Making</i>	<i>Living in the wider world</i>
					
In School:	In School:	In School:	In School:	In School:	In School:
Describe and understand key aspects of physical geography, including rivers and the water cycle.	I can listen with attention to a range of high quality live and recorded music, to detail and to internalise and recall sounds with increasing aural memory	I can describe the daily life of a Hindu and explain the different ways their actions are a demonstration of their faith	In Tag Rugby I know how to tag another player, pass a rugby ball and use attacking and defending skills.	Prepare food products taking into account the properties of ingredients and sensory characteristics. Select and prepare foods for a particular purpose. Work safely and hygienically. Show awareness of a healthy diet	I can demonstrate respect for self and others I understand the importance of responsible behaviours and actions
At Home:	At Home:	At Home:	At Home:	At Home:	At Home:
Use a children's atlas or online atlas to explore the River Mersey and locate its source.	Listen to music whenever possible and encourage the children to have favourites. Consider buying a recorder for practice.	Ask your child to tell you about any religious stories they know about.	Encourage the children to engage in opportunities for outdoor play.	Involve the children in preparation of family meals and the selection of ingredients when shopping.	Talk about the rules there are at home and how these help to keep people safe and happy.

More detail as to content of the Year 6 Curriculum can be found on the school website.