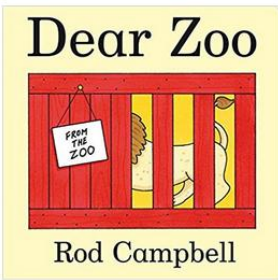

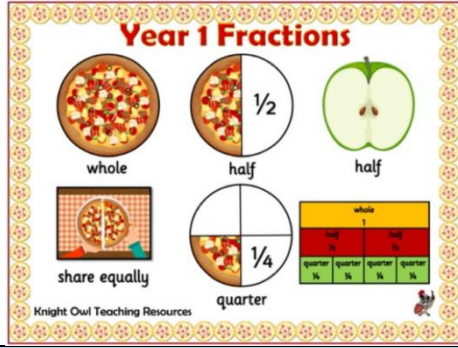







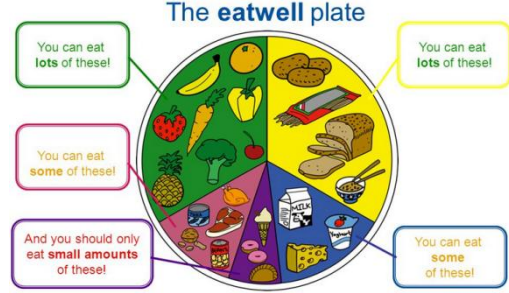


These are the topics and areas of the school curriculum that the children in Year 1 will be studying this term. As you can see there is the key learning intentions for each area and some ideas for ways in which you could help support this learning at home. If you have any further questions about what is going on in our lessons, then please call in at the end of the school day and find out more.

English	Maths	Science	ICT & Computing	Art & Design
<i>Dear Zoo & The Little Mermaid</i>	<i>Maths Mastery</i>	<i>Animals & Plants</i>	<i>We are Collectors</i>	<i>Henri Rousseau – Tiger in a tropical Storm</i>
 				
In School:	In School:	In School:	In School:	In School:
<p>I am becoming very familiar with key stories, fairy stories and traditional tales, retelling them and considering their particular characteristics</p> <p>I can sequence sentences to form short narratives</p>	<p>I can recall and use doubles of all numbers to 10 and corresponding halves.</p> <p>I can recognise, find and name a half as one of two equal parts and a quarter as one of four equal parts of an object shape or quantity.</p>	<p>Identify and name a variety of common animals including fish, amphibians, reptiles, birds and mammals.</p> <p>Recognise that animals need to be treated with care and sensitivity to keep them alive and healthy.</p> <p>Identify and describe the basic structure of a variety of common flowering plants, including trees.</p>	<p>Use a range of digital devices to find, capture and save both still and moving images. These could include the internet, digital cameras, video cameras, tablets,</p>	<p>Produce creative work, exploring their ideas and recording their experiences</p> <p>Become proficient in drawing, painting, sculpture and other art</p> <p>Craft and design techniques evaluate and analyse creative works using the language of art, craft and design know about great artists and understand the historical and cultural development of their art forms</p>
At Home:	At Home:	At Home:	At Home:	At Home:
<p>Ask the children to retell the story of the Little Mermaid and if possible watch the animation of the story and compare with the book.</p>	<p>Look for opportunities to spot halves and quarters at home and when out and about especially when sharing food items.</p> <p>Continue to practice adding together small groups of objects at home.</p>	<p>Go on a plant hunt in the garden or the park and take some photographs of the different plants you find and learn what type of plant they are.</p>	<p>If you have a smartphone or tablet use it to search for pictures of your favourite animals and if it has a camera function, use it to take photographs of the different plants you have in the garden or the park.</p>	<p>Provide plenty of opportunities for your child to draw and colour at home using a wide range of different pens, pencils and crayons. Encourage them to use the correct grip and draw what they see and from their imagination</p>
Religious Education	Music	PSHE	Physical Education	Design & Technology
<i>Celebrations</i>	<i>Mermaid – Philharmonic Concert</i>	<i>Health & Well-being</i>	<i>Multi-Skills</i>	<i>Healthy Meals & Cookathon</i>
				
In School:	In School:	In School:	In School:	In School:
<p>What are celebrations?</p> <p>What do we celebrate?</p> <p>Baptism, Birthdays & Weddings</p>	<p>I can perform, listen to, review and evaluate music across a range of styles and traditions.</p> <p>I can learn to sing and use their voices.</p> <p>I can create and compose music on their own and with others</p>	<p>I can understand the concept of risk.</p> <p>I know who and how to tell.</p> <p>I am beginning to recognise how other factors can influence the choices I make.</p>	<p>Travelling - Running, hopping, skipping, galloping. Travelling with an object i.e. beanbag, ball,</p> <p>Sending - Aiming at various targets using different equipment (beanbag, ball, quoits, shuttlecock etc.).</p> <p>Receiving - Catching a ball.</p>	<p>Explain where food comes from.</p> <p>Cut, peel, grate, chop a range of ingredients</p> <p>Work safely and hygienically.</p> <p>Understand the need for a variety of foods in a diet</p>
At Home:	At Home:	At Home:	At Home:	At Home:
<p>Discuss and recall family celebrations from the past including Weddings, Baptisms and Birthdays. Look at old photographs of the event.</p>	<p>Listen to music whenever possible and encourage the children to have favourites and to sing along.</p>	<p>Talk about the rules there are at home and how these help to keep people safe and happy.</p>	<p>Take every opportunity for to play outside, visiting the park and the playground in order to get daily exercise and fresh air.</p>	<p>Practice cutting, folding and sticking a range of different material such as card and paper.</p>