

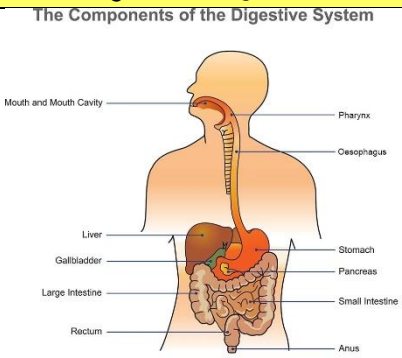




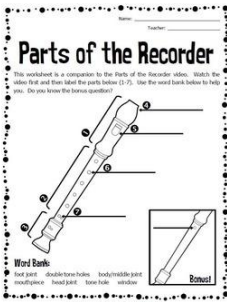






These are the topics and areas of the school curriculum that the children in Year 4 will be studying this term. As you can see there are the key learning intentions (What the children will know and be able to do) for each area and some ideas for ways in which you could help support this learning at home. If you have any further questions about what is going on in our lessons, then please call in at the end of the school day and find out more.

| English | Maths | Science | ICT & Computing | Art & Design | Modern Foreign Languages |
|---|---|---|---|---|--|
| <i>Prisoner of Azkaban</i> | <i>Maths Mastery</i> | <i>Digestive System</i> | <i>Staying Safe Online</i> | <i>Drawing and 2D art.</i> | <i>Spanish</i> |
|  |  |  |  |  |  |
| In School: | In School: | In School: | In School: | In School: | In School: |
| <ul style="list-style-type: none"> I can participate in discussion about what is read, taking turns and listening to what others say. I can encapsulate what I want to say, sentence by sentence I can write down ideas and/or key words, including new vocabulary | <ul style="list-style-type: none"> I can recognise and use Roman Numerals up to 100. In Place Value, I can round to the nearest 10, 100. I can use different types of partitioning within 1000 I can work with Negative Numbers | <ul style="list-style-type: none"> I can use diagrams or a model to describe the journey of food through the body explaining what happens in each part. I can record the teeth in my mouth I can explain the role of the different types of teeth I can explain how the teeth in animal skulls show they are carnivores, herbivores or omnivores. | <ul style="list-style-type: none"> I know what to do if I come across inappropriate material on the internet. I know how to keep information about myself safe. I know who to talk to if I have any problems online. | <ul style="list-style-type: none"> I can make marks and lines with a wide range of drawing implements e.g. charcoal, pencil, crayon, chalk pastels, pens etc. I can mix colours and know which primary colours make secondary colours. | <ul style="list-style-type: none"> I can say the days of the week in Spanish I can say the months of the year in Spanish I can count to 30 in Spanish Make greetings with peers |
| At Home: | At Home: | At Home: | At Home: | At Home: | At Home: |
| Ask the children to retell the story so far of Harry Potter and the Prisoner of Azkaban Draw pictures of the characters and events and label features and write short descriptions. | If you have a PC, smartphone or tablet then the children have a username and password for a game called TT Rockstars. This will give them regular practice of their times tables. | Think about the variety of foods you eat – fuel for your body! Try making a food diary – are you getting enough GREENS! | Talk over with your child about how they behave with others online. Do they keep personal information private? Have you set up restrictions for their safety? | Discuss our whole school art project with your child and check the class webpage for pictures of our finished artwork. | Try greeting your child in Spanish! Buenos Dias! |
| Geography | Music | Religious Education | Physical Education | Design & Technology | PSHE |
| <i>World Geography – Hemispheres; Longitude-Latitude</i> | <i>Playing the Recorder</i> | <i>Hinduism</i> | <i>Swimming</i> | <i>Healthy Eating</i> | <i>Developing Resilience</i> |
|  |  |  |  |  |  |
| In School: | In School: | In School: | In School: | In School: | In School: |
| <ul style="list-style-type: none"> I can remember the world's continents, oceans; locate UK within Europe and its major cities. Locate the Equator on a map and globe. Locate the Northern and Southern Hemisphere on a map and globe. | <ul style="list-style-type: none"> I can play and perform using the recorder with increasing accuracy, fluency, control and expression. I am starting to use and understand the musical staff and other musical notations including note letters. | <ul style="list-style-type: none"> Learning about the different Gods in the Hindu religion. Investigating the different symbols and objects used. What do <i>you</i> think God looks like? | <ul style="list-style-type: none"> I know how to behave safely around and in the swimming pool I can develop my stamina by increasing the distances I swim. | <ul style="list-style-type: none"> I can analyse the taste, texture, and smell of a range of foods. I can follow instructions/recipes. I can make healthy eating choices. I can join and combine a range of ingredients. | <ul style="list-style-type: none"> I can think and plan ahead I can remember to use my strengths to help me I will try to use some of the strategies we have learned to overcome barriers |
| At Home: | At Home: | At Home: | At Home: | At Home: | At Home: |
| Have a look at where in the world you have been – or where you would like to go! Find it on a map! | Listen to music whenever possible and encourage the children to have favourites. Consider buying a recorder for practice. | Ask your child to tell you about any of the gods they have been learning about in school. | Encourage shy swimmers to put their head/face in the water at bath times. Take your child to the baths whenever you can! | Encourage your child to eat all their veg and perhaps cook something for you! | Talk through any problems with work or peers and ask about the strategies your child has learned in school. |

More detail as to content of the Year 4 Curriculum can be found on the school website.